



GRUNDFOS CR 215

FOR ENGINEERS WHO LIKE TO MOVE THE LIMITS

The new generation of large Grundfos CR pumps introduces a new flow size up to 280 m³/h, world class efficiency and new features.

More reliable

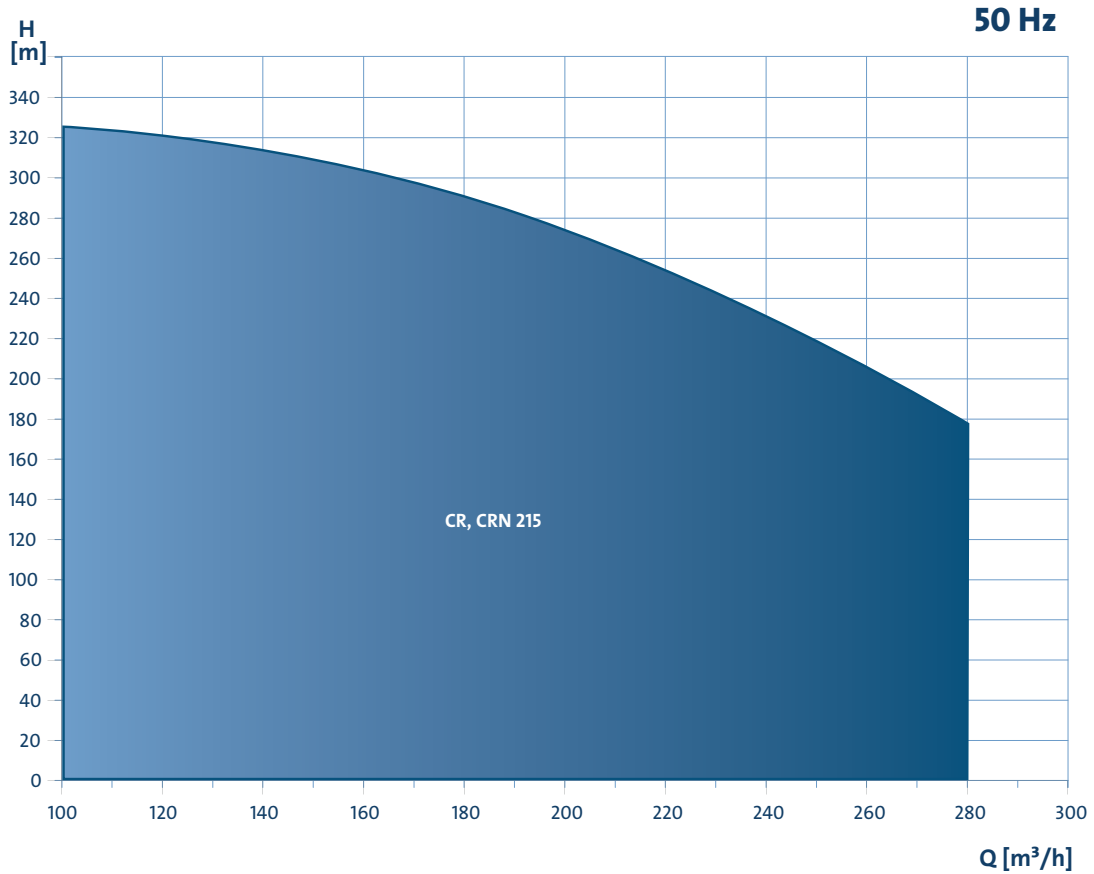
The new generation of large CR pumps has been made even more robust than its forerunners through use of state-of-the-art technology in simulation-design, materials, testing and production.

More cost-efficient


With its hydraulic design - from impeller and guide vanes to inlet, discharge port, sleeve and diffuser - the new generation of Grundfos CR offers world class energy efficiency. Due to its small footprint, it is much easier and less costly to install than other pump designs.

More options

The new generation adds even more options to what was already the most modular pump program in the world - including higher pressure, lower NPSH and the use of standard motors. And of course, the new CRs are also available as combined systems with dedicated CUE frequency converter and as boosters systems.



Material variants

PART					
CR	●	○	○	○	○
CRN	●	●	●	○	○
CRN (H-version*)	●	●	●	●	●

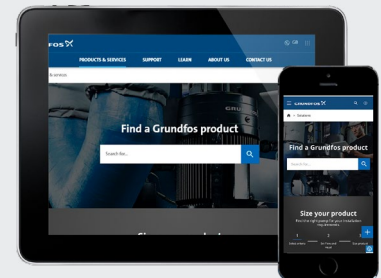
● Stainless steel EN 1.4401 ○ Ductile cast iron EN-GJS-500-7 ● Cast stainless steel EN 1.4408

* For corrosive environment

Connections

PART		
CR	▲	
CRN	▲	▲

Grundfos Product Center



SAVE TIME WITH GRUNDFOS PRODUCT CENTER

Grundfos Product Center lets you find, configure and size pumps online. It is the fastest and easiest way to get exactly what you need.

- Search by application, pump design or pump family
- Configure and select pumps to your exact specification
- Right-size pumps with the intelligent "Quick Size" tool
- Get full documentation - including curves, technical specifications, CAD drawings, spare part overview and installation videos

Start at product-selection.grundfos.com